


Shroff eye®

NEWS AND VIEWS

*Eye Care is not just about buying glasses.
When was your last complete eye checkup?*

OCT Angiography

The Newest Frontier and Future for the Revolutionary Technology of Imaging in Eye Care

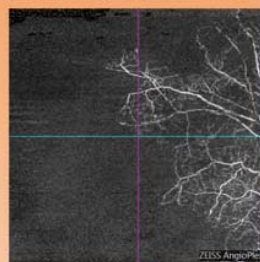
What is OCT Angiography (OCTA)?

Optical Coherence Tomography Angiography (OCTA) provides three-dimensional (3D) imaging of the anterior segment, retina, and optic nerve head (similar to a C T Scan of the eye) allowing early diagnosis and timely management of eye diseases.

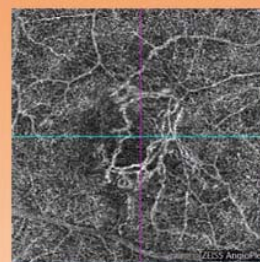
Indications:

Diagnose and manage major causes:

- Diabetic Retinopathy
- Age-Related Macular Degeneration (ARMD)
- Artery and Retinal Vein Occlusions (BRVO)
- Glaucoma



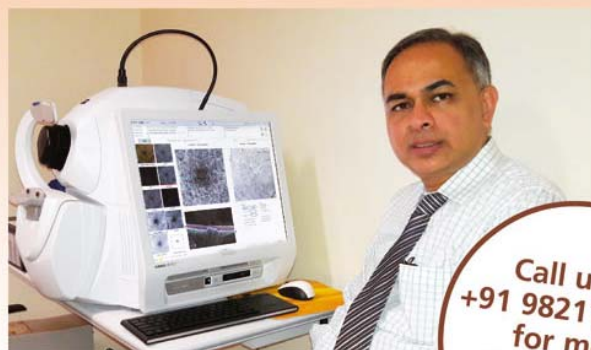
Retinal Vein Blockage



Macular Degeneration

Advantages of OCTA over FFA (Fundus Angiography)

- A high-speed device – produces images in 10-15 seconds; FFA takes over 10-15 minutes
- Non invasive; FFA needs injections
- No dye injected, instead uses motion contrast. Hence no leakage, staining and other side effects such as nausea and severe allergic reactions (anaphylaxis)
- Can scan the other eye in same sitting, unlike FFA, which is one eye per sitting
- More accurate. FFA results are highly variable and depend on doctor's interpretation
- Visualizes both the retinal and choroidal vasculature



Call us on
+91 98211 63901
for more
information
on OCTA

*"With OCT angiography, we now have a noninvasive, safe, and effective tool to visualize the earliest pathological changes in the most common diseases that cause blindness, leading to earlier diagnosis and more successful treatments", says **Dr Rahul Shroff**, Vitreo Retinal surgeon at Shroff Eye, Mumbai.*

Shroff Eye Opener® # 33

DO check your eyes regularly if you have Diabetes. Diabetes is a leading cause of blindness and its early detection and treatment can greatly decrease the risk.

1st Eye Hospital in India to be **awarded** the Joint Commission International (JCI) Accreditation from USA

2 World Class Eye Centers – Marine Drive & Bandra

3 Generations of Eye Surgeons

4 Generations of Patients

90,000 and more patients treated in last 15 years

98 Years of Excellence in Eye Care



Organization accredited by
Joint Commission International

Shroff eye®

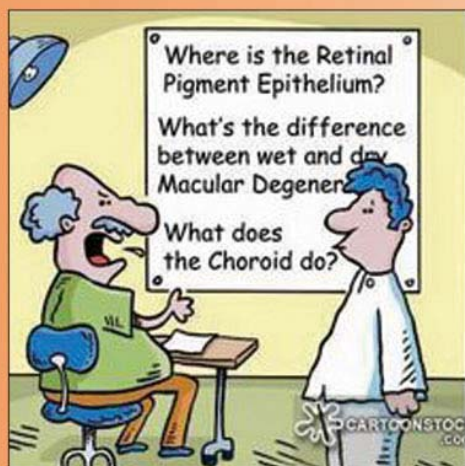
Cataract • Retina • LASIK

Open your eyes...

...to a whole new world

ESTD. 1919

Humour



"When you said this was an eye examination for Macular Degeneration, I didn't think you meant an actual exam!"

Did You Know?



When you look up at the blue sky and see white dots flying around, you're actually seeing your own **white blood cells**.

Eye Quote

This is the beginning of anything you want.

Happy New Year

Real Stories. Real People.

"Petrified, Stressed Out, Claustrophobic" is how I felt as the dates of my two surgeries drew closer. Never had a surgery before, had never been hospitalised, drew the wits out of me, to be admitted.

I could take any surgery or an operation, but not the eye, the light of my life.

These were actually my fears and feelings. All my fears were just fears and not ground reality.

A few drops, and not an injection of anesthesia, was all that was used, and in twenty minutes it was all over.

Dr. Anand with all his expertise, Dr. Safala with her knowledge and moral support and sister Aarti with all her help, kindness and do's and don't's, made this journey of mine, painless and perfect.

The total staff of Shroff Eye Hospital, the doctors, the nurses and the sisters, and not forgetting, even the front office are all very well equipped to handle any sought of queries from patients. Their dedication and professionalism made my two surgeries brilliant and opened my eyes to a new world colours and light.

And to put it commercially and on the lighter side, the after sales service was excellent, as I was called four times on different dates for a checkup and I was updated on the progress. This helped me a great deal as it brought down my anxiety levels. A relief!


In a nutshell I must confess that the surgery that I was so scared of turned out to be a cakewalk.

And I am putting it mildly "For Yours Eyes Only" Dr. Anand and his team, the Ultimate.

God Bless, from a patient that was,

- Mr. Ikramuddin Wahedna

Find us on facebook – <https://www.facebook.com/shroffeye/>

Like  the Shroff Eye Hospital Facebook page, share your comments, get updates, eye care facts, win prizes etc.



Shroff Eye Hospital is India's first eye hospital to be accredited by JCI – Joint Commission International, USA for excellence in patient care and health care delivery since 2006

Shroff Eye Clinic

Gobind Mahal, 86-B Netaji Subhash Road

Marine Drive,

Mumbai 400 002, India

Tel: (+91-22) 2281 4077 / 2202 9242

Shroff Eye Hospital • Vision Research Centre

222 S. V. Road, old Bandra Talkies

Bandra (West),

Mumbai 400 050, India

Tel: (+91-22) 6692 1000 / 2643 1006

E-mail: info@shroffeye.org

www.shroffeye.org

www.lasikindia.in

www.pathologylabindia.com

www.smilerelex.com

Eye Helpline: +91 98211 63901